



z/Trim

Operations Analytics

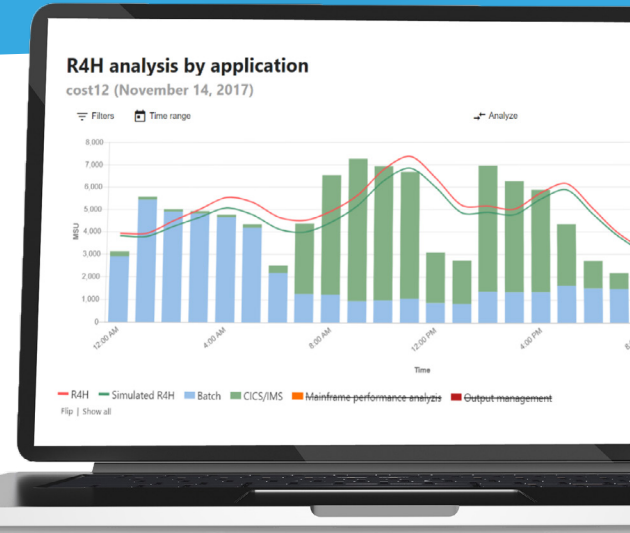
Accelerate the Move to Digital Insurance

Mainframe modernization:

RSD included in **Gartner** Research note: "Advancing Technology in Multiplatform Modernization Tools."

THOMAS KLINECT,
9 AUGUST 2018

Digital transformation is the new top business priority for insurance CIOs. Insurers are revisiting their plans to better fulfil their digital needs, investing in the modernization of their core infrastructure. Their priority is to identify new ways to reduce their IT costs by leveraging operational analytics.



YOU NEED TO UNDERSTAND:

- 1) What is running on your mainframe?
- 2) What is the resource impact of each program or application?
- 3) How much will you save by optimizing MSU?

PRODUCT DESCRIPTION:

70% of corporate data resides on the mainframe. The environment is mission critical, but access to easy-to-understand metrics and insight is a challenge. Act now or continue to manage this "Black Box" in a reactive mode. z/Trim Operations Analytics is designed to visualize your mainframe consumption in one click, provide easy-to-understand insights to control your mainframe costs and facilitate the dialogue with your stakeholders.



z/Trim Operations Analytics:

one click to view the contribution of any application to the R4H

"z/Trim enables us to control our mainframe consumption and avoid paying out sourcing penalties."

European Bank

For more information and to view a short demonstration video please visit

rsd.com/ztrim

ACTION:

300% ROI in 9 months:
start optimizing your mainframe consumption now!

Measurable Outcomes:

- **300% ROI** in 9 months
- **One-hour** demo
- **One-day** implementation


Key Benefits:

- **Immediate action:**
 - ▶ Decide – Day 1
 - ▶ Implement – Day 2
 - ▶ Live follow up – End of Day 2
- **Immediate savings:** Identify your MSU optimizations and transform your plan in one click into budget savings
- **Immediate decision:** Affordable monthly subscription per CPC (no size limit)

Key Features:

- **For all users:** No mainframe expertise required (graphical visualization tool)
- **Scalable:** Use of open source Elasticsearch capable of providing live analytics on unlimited volumes of data
- **Easy:** Accessible from modern browsers and mobile devices (Angular and HTML5 technology)

Easy-to-understand insights for all users




IT Director

Identify the mid and long-term trends of mainframe consumption per business entity for analysis and planning.



IT Operations Manager

Easily identify mainframe resource optimization opportunities based on specific consumers and workloads.



Business Application Manager

Understand the consumption of your applications, their impact on the R4H peak, and alignment to business units and strategic processes.



IT Performance and Capacity Manager

Identify the trend of your mainframe consumption relative to your mainframe capacity.

Customer feedback

Insurance companies consider z/Trim Operations Analytics to build their MSU Optimization Plan:

Identify your MSU optimizations: Dynamically interact with consumption data in a few clicks. Identify the sources of your mainframe consumption and plan your optimizations.

Review your optimization plan: Define each optimization initiative and review the summary of your MSU savings.

Transform the optimization plan into budget savings: Review the summary of your savings and share your MSU Optimization plan with your stakeholders.

What do they say about z/Trim Operations Analytics?

It's a cost optimization solution: Analyze your mainframe consumption and gain insights into controlling costs to support your mainframe modernization.

It's easy to use: Understand your mainframe consumption in one click and interact with your data.

It facilitates communication: Improve collaboration between technical and business leaders through an interactive, customized dashboard.

What is the typical implementation cycle?



1st STAGE: 15 minute presentation and demonstration of z/Trim Operations Analytics on anonymized data.



2nd STAGE: Customer provides a sample of system SMF records (30, 70, 72 and 89), for free analysis.



3rd STAGE [Week+1]: 30 minute live demonstration of z/Trim Operations Analytics on customer data.



4th STAGE: Implementation in less than one day in the customer environment and initial dashboard configuration.

About RSD

Headquartered in Geneva, with offices in the US and in Asia, RSD develops and sells enterprise-grade software solutions to help its customers change the way they use and manage their hybrid IT environment.

Built upon 45 years of expertise and highest standards, RSD's offerings enable customers to optimize IT resources in an ever more challenging

and hybrid world. Thanks to innovative solutions and a flexible license model, RSD helps companies to reduce further their existing IT operating costs. RSD has built a strong and loyal customer base of Fortune 2000 companies with millions of users worldwide. RSD offerings are available around the globe – both directly and through business partners.

Visit [rsd.com](https://www.rsd.com) for more information.

 **swiss made software**